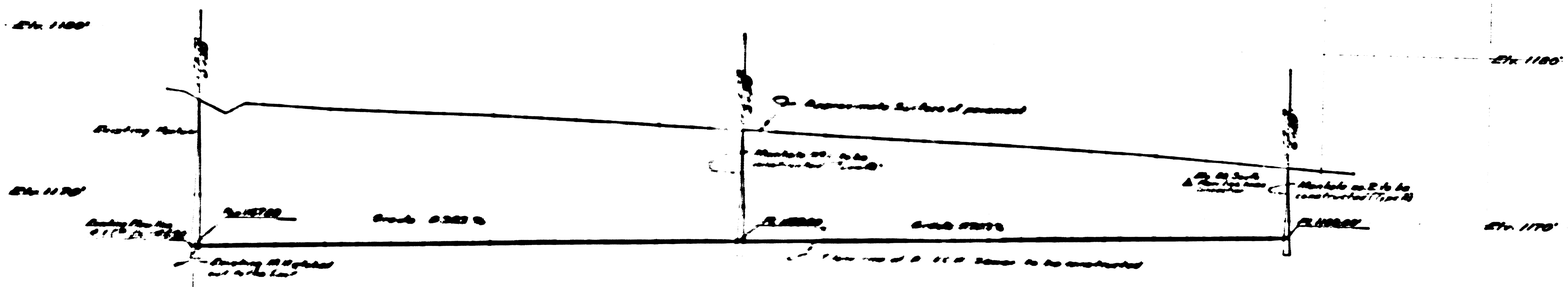

PROFILE CENTER LINE 23RD STREET

PROFILE

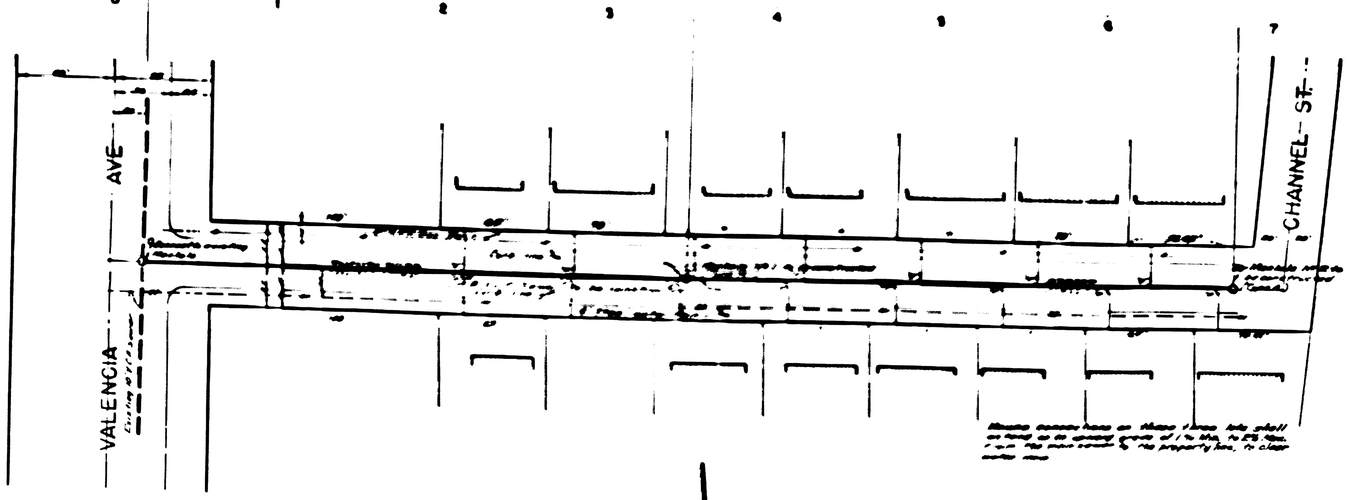

PLAN

Scale 1" = 40'

GENERAL NOTES:

1. All work embodied on these plans shall be done in conformity with applicable provisions of specifications No 2271.
2. All vitrified clay pipe house connections shall be constructed on an upward grade of two percent from the main sewer & shall extend from the main sewer to the property line.
3. 6"x6" Wyes with 4" connecting sewer to be constructed are shown in plan thus:
4. All house connections are approximate and exact locations shall be determined in the field.
5. Bench Mark: Screw Northeast return Highland Ave. & Valencia Ave. Elv. 1170.55', M.S.L.

50

DEPARTMENT OF ENGINEERING
CITY OF SAN BERNARDINO
TWENTY-THIRD STREET
SEWER
VALENCIA AVE. to CHANNEL ST.

SUBMITTED BY	REFERENCE	DRAWING
APPROVED February 15, 1	DRAWN BY R.K.W.	24
Donald E. Wolford CITY ENGINEER	CHECKED D.B.	SHEET

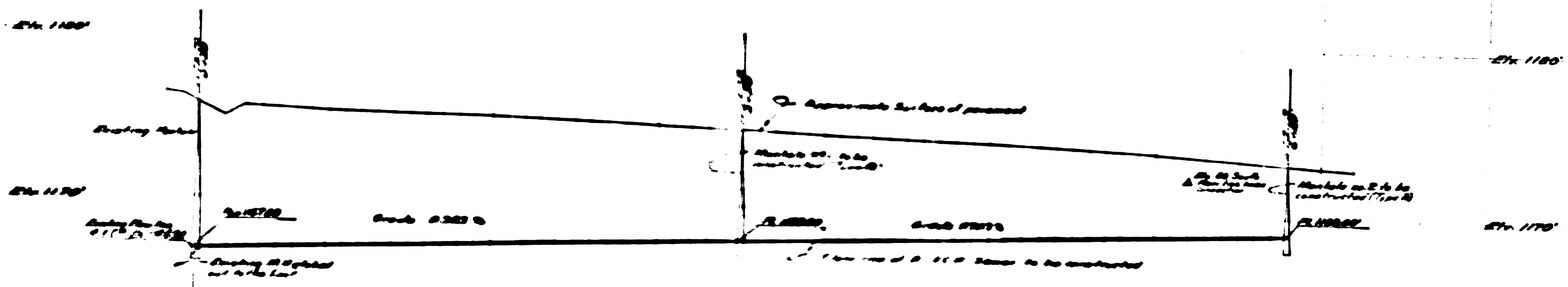

PROFILE CENTER LINE 23RD STREET

PROFILE

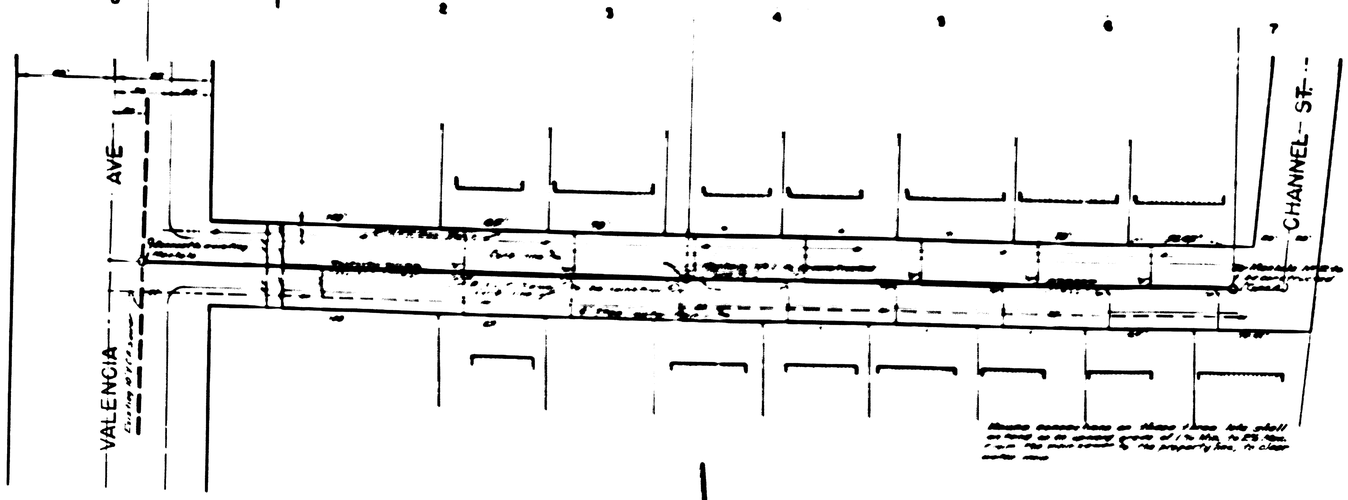

PLAN

Scale 1" = 40'

GENERAL NOTES:

1. All work embodied on these plans shall be done in conformity with applicable provisions of specifications No 2271.
2. All vitrified clay pipe house connections shall be constructed on an upward grade of two percent from the main sewer & shall extend from the main sewer to the property line.
3. 6"x6" Wyes with 4" connecting sewer to be constructed are shown in plan thus:
4. All house connections are approximate and exact locations shall be determined in the field.
5. Bench Mark: Screw Northeast return Highland Ave. & Valencia Ave. Elv. 1170.55', M.S.L.

50

DEPARTMENT OF ENGINEERING
CITY OF SAN BERNARDINO
TWENTY-THIRD STREET
SEWER
VALENCIA AVE. to CHANNEL ST.

SUBMITTED BY	REFERENCE	DRAWING
APPROVED February 15, 1	DRAWN BY R.K.W.	24
Donald E. Wolford CITY ENGINEER	CHECKED D.B.	SHEET